



FEATURES

- Electromechanical vibration head assembly (200-240 Hz)
- Super rigid four rail table slide system
- One piece flame cut bridge (heaviest in class)
- Structural tubular steel table (heaviest in class)
- Solid state 30 hp digital variable frequency drive
- Hydraulic lift / clamp force maximum 4500 lbs. (20,000N) 20 gallon (75.6L) reservoir
- Allen-Bradley Compactlogix controller with add-on expansion available
- Allen-Bradley Panel View 700 full color touch screen HMI
- Intuitive and interactive comprehensive help menu
- Part parameter monitoring with programmable limits
- Programming for up to 4 part in place sensors included (sensors not included)
- Programming for up to 4 pneumatic valves included (valves not included)
- Programming for vacuum (vacuum generator and valve not included)
- Programming for tool ID included.
- Language capabilities, English and Spanish
- Automatic tuning with auto ping mode
- Programmable amplitude 0.020" to 0.070" (.05 to 1.8 mm)
- Weld by time or weld by distance (absolute or collapsed)
- Programmable Amplitude and Pressure profile up to 5 steps
- Interior work light

- Optical zero force cycle start activation switches
- Light curtain for single switch activation

SPECIFICATIONS

- Table and maximum lower tool size 38" x 18" (965 x 455 mm)*
- Door Opening 26" high x 41" wide (660 x 1040 mm)
- Upper tool weight 35 – 90 lbs. (15 - 40 kg)
- Upper tool maximum size 18" x 30" (450 x 760 mm)
- Low 41" (1040 mm) lift table height
- 20" (500mm) stroke, 25" (630mm) max. opening
- Small 44.5" x 81" (1.2 x 2.1 m) foot print
- 80 dB maximum in operation (continuous measurement)
- Pneumatic manifold will support additional 2 valves

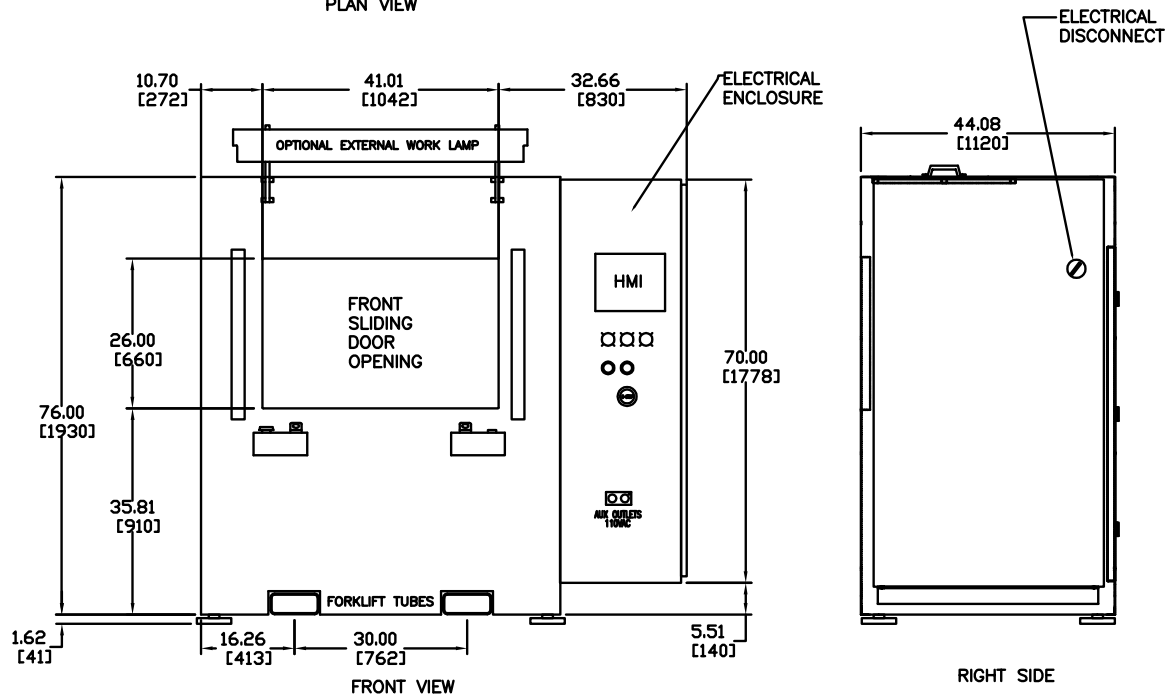
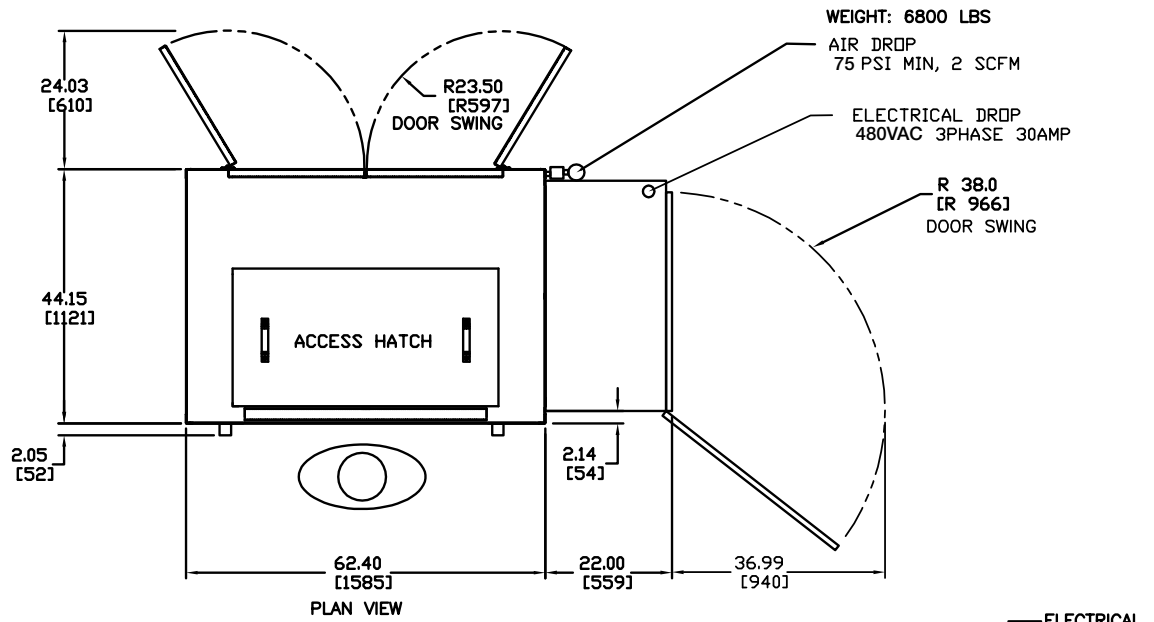
Options

- Position adjustable cycle activation switches
- Exterior work light
- PLC options for Siemens or Mitsubishi available
- Custom paint specification
- Rear sliding door for pass through operation
- Programmable pneumatic valves for clamps and slides
- Programmable part-in-place sensing.

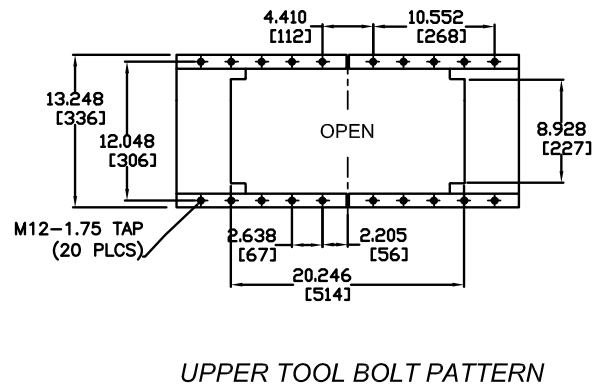
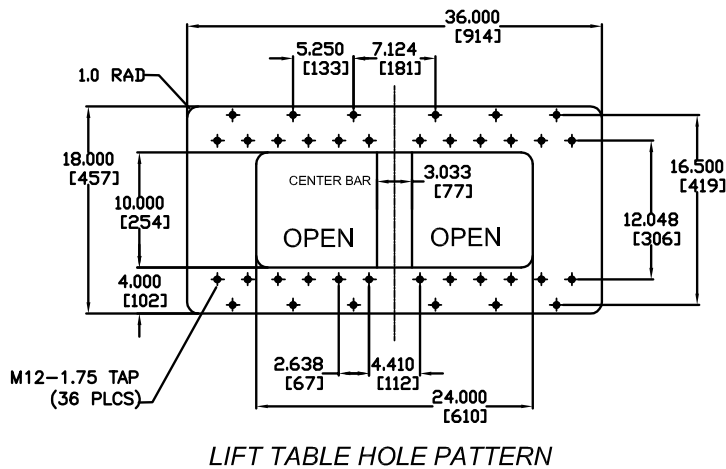
* Tooling can in some instances overhang the back of table by modest amount. Consult Dukane for more information.

** Custom lift table or custom frame can be quoted to allow for an uninterrupted bucket of greater depth.

Vibration Welder Model VWB4500 Floor Layout



Fixture hole patterns and dimensions



Note: All specifications are subject to change without notice. Please consult Dukane Ultrasonics for any updated information.